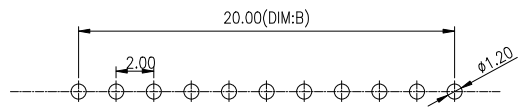
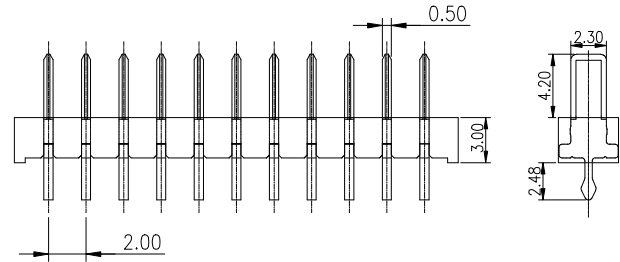
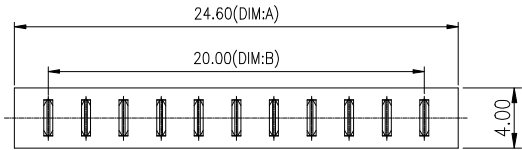


REV.	DESCRIPTION	DRAW.	DATE.
01	NEW DESIGN	Elih	2016.04.07

No. of Pins	Dimension	
	DIM.B	DIM.A
03	4.00	8.60
04	6.00	10.60
05	8.00	12.60
06	10.00	14.60
07	12.00	16.60
08	14.00	18.60
09	16.00	20.60
10	18.00	22.60
11	20.00	24.60

Material
 Insulator:Nylon 9T(UL94V-0)
 TERMINAL:phosphor Bronze
 TERMINAL Plated:Gold over Nickel or Tin
 Specification
 Current rating:5A
 instant CURRENT:7A
 Contact Resistance:30M Ω
 Insulation Resistance:100M Ω
 Dielectric Voltage:500V
 Operdting Temperature:-40 $^{\circ}$ ~105 $^{\circ}$



Recommended P.C.B Layout
 Layout Tolerance=+/-0.05mm

DISONG ELECTRONIC CO.,LTD.

UNLESS OTHERWISE SPECIFIED,TOLERANCE:	DESIGN	DATE	TTL Battery 180 $^{\circ}$ 2.0mm Pitches Male Connector	
	X	APPROVED	DATE	REV: 01
X.x			SCALE: 1:1	
X.xx	PART NO	DS-A11M-A-R1	SIZE: A4	SHEET: 1/1
± 0.25	DRAWING NO	DS-A11M-A-R1		
± 0.10				
± 0.05				
$\pm 2^{\circ}$				