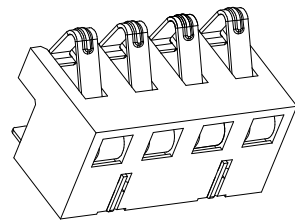
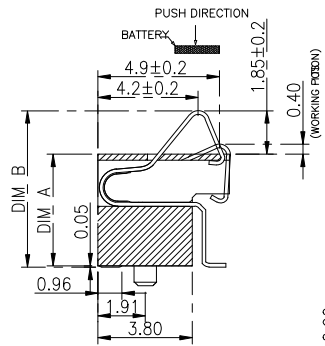


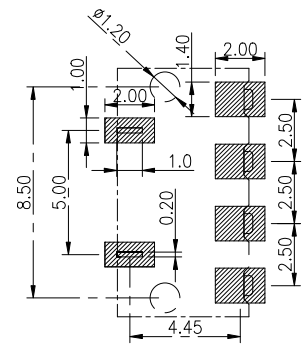
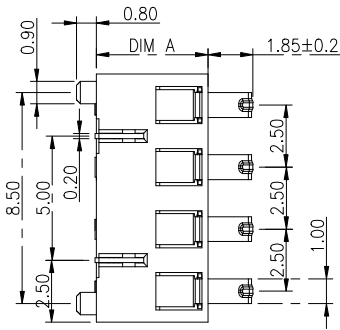
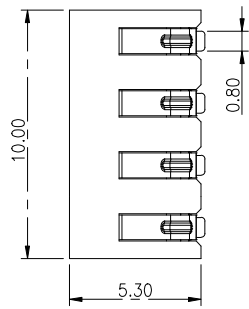
F E D C B A

1



1

2



RECOMMENDED PCB LAYOUT  
TOP VIEW (C. XX±0.05)

2

3

3

4

PART NO.	DIM A	DIM B	QTY.	DESCRIPTION	MATERIAL	QTY.	FINISHING
BC-1-412	4.0	5.90±0.2	2	HOUSING	LCP	1	BLACK
BC-1-412A	4.5	6.40±0.2	1	CONTACT TERMINAL	PHOSPHOR BRONZE	3	Au PLATED
BC-1-412B	5.5	7.40±0.2	NO.	PARTS			

4

DISONG ELECTRONIC CO., LTD.		PART NAME		CONNECTOR		DRAWING	G.B.Wu	DWG.No.	DS-BC-103
		PART NO.		BC-1-412 412A 412B		CHECK	Q.L.Dai	REV.	A0
COPYRIGHT RESERVED.PLEASE DO NOT COPY.		UNIT :		1.37103	20.3	APPROVAL	DATE	30-08-2017	PAGE
		mm		TOLERANCE	OTHERWISE				

F E D C B A