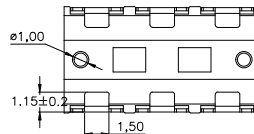
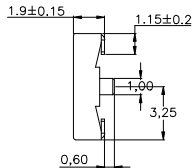
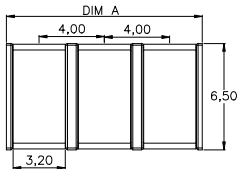
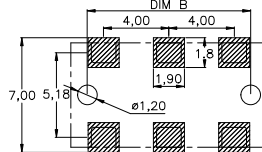
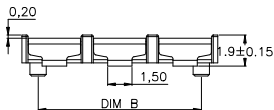


F E D C B A

1

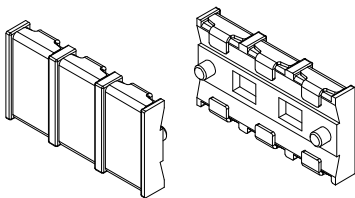


2



RECOMMENDED PCB LAYOUT
TOP VIEW (.XX±0.05)

3



4

PART NO.	DIM A	DIM B
BC-0-203	8.0	6.0
BC-0-304	12.0	10.0
BC-0-403	16.0	14.0
BC-0-503	20.0	18.0
BC-0-602	24.0	22.0

2	HOUSING	LCP	1	BLACK
1	CONTACT TERMINAL	PHOSPHORUS COPPER	3	Au PLATED
NO.	PARTS	MATERIAL	QTY.	FINISHING

DISONG ELECTRONIC CO., LTD.

COPYRIGHT RESERVED.PLEASE DO NOT COPY.

PART NAME	CONNECTOR		DRAWING	G.B.Wu	DWG.No.	DS-BC-175
PART NO.	BC-0-203 304 403 503 602		CHECK	Q.L.Dai	REV.	A0
UNIT : mm	TOLERANCE	1.3 TO 3 20.3	ANGLE	APPROVAL	DATE	20-06-2018
	OTHERWISE	0.15 TO 30 20.5		SCALE	PAGE	1 OF 1

F E D C B A