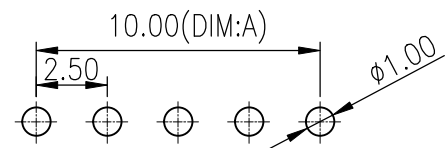
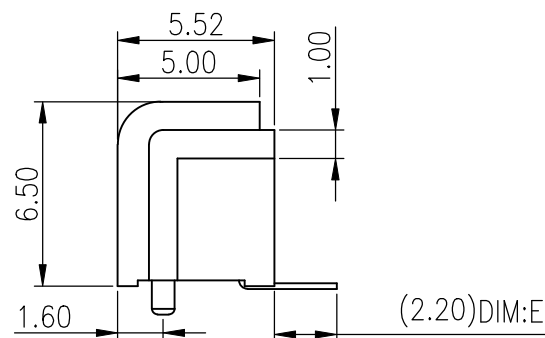
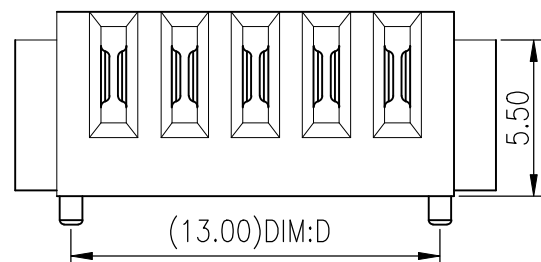
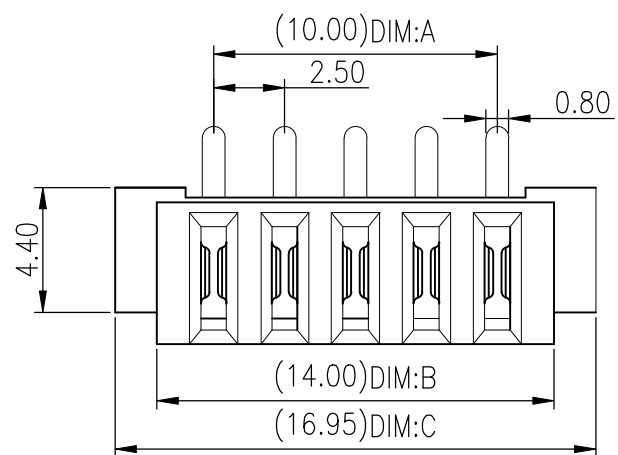


REV.	DESCRIPTION	DRAW.	DATE.

No:of pins	Dimension				
	DIM.A	DIM.B	DIM.C	DIM:D	DIM:E
03	5.00	9.00	11.95	8.00	2.20
04	7.50	11.50	14.45	10.50	2.20
05	10.00	14.00	16.95	13.00	2.20
06	12.50	16.50	19.45	15.50	2.20
07	15.00	19.00	21.96	18.00	2.20
08	17.50	21.50	24.45	20.50	2.20
09	20.00	24.00	26.95	23.00	2.20
10	22.50	26.50	29.45	25.50	2.20
11	25.00	29.00	31.95	28.00	2.20

Material
 Insulator:Nylon 9T(UL94V-0)
 Contact:phosphor Bronze
 Contact Plated:Gold over Nickel or Tin
 Specification
 Current rating:7A
 instant CURRENT:10A
 Contact Resistance:30MΩ
 Insulation Resistance:100MΩ
 Dielectric Voltage:500V
 Operdting Temperature:-40°~105°



Recommended P.C.B Layout
 Layout Tolerance=+/-0.05mm

DISONG ELECTRONIC CO.,LTD.

UNLESS OTHERWISE SPECIFIED,TOLERANCE: X. ±0.20 X.x ±0.15 X.xx ±0.10 ANGULAR ±2°	DESIGN	F.H.T	DATE	2016.04.08	TITLE: Battery 90° 2.5mm Pitches Female Connector	
	APPROVED		DATE			
	PART NO	B01F-D-L1		REV: 01	SCALE: 1:1	UNIT: mm
	DRAWING NO	B01F-D-L1		SIZE: A4	SHEET: 1/1	