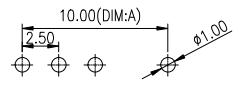
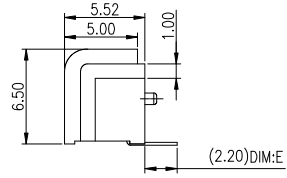
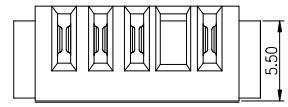
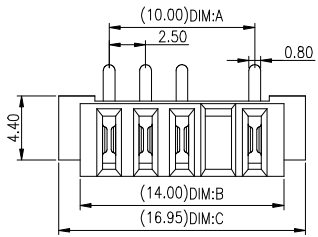
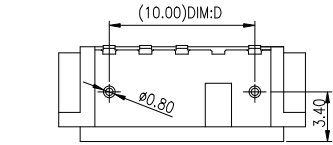


REV.	DESCRIPTION	DRAW.	DATE.



Recommended P.C.B Layout

Layout Tolerance = +/- 0.05mm

No: of pins	Dimension				
	DIM.A	DIM.B	DIM.C	DIM.D	DIM.E
03	7.50	11.50	14.45	7.50	2.20
04	10.00	14.00	16.95	10.00	2.20
05	12.50	16.50	19.45	12.50	2.20
06	15.00	19.00	21.95	15.00	2.20
07	17.50	21.50	24.45	17.50	2.20
08	20.00	24.00	26.95	20.00	2.20
09	22.50	26.50	29.45	22.50	2.20
10	25.00	29.00	31.95	25.00	2.20

Material
 Insulator: Nylon 9T(UL94V-0)
 Contact: phosphor Bronze
 Contact Plated: Gold over Nickel or Tin
 Specification
 Current rating: 7A
 instant CURRENT: 10A
 Contact Resistance: 30MΩ
 Insulation Resistance: 100MΩ
 Dielectric Voltage: 500V
 Operating Temperature: -40°~105°

DISONG ELECTRONIC CO., LTD

UNLESS OTHERWISE SPECIFIED, TOLERANCE: X ±0.20 X.x ±0.15 X.xx ±0.10 ANGULAR ±2°	DESIGN	Eih	DATE	2016.04.08	TITLE	Battery 90° 2.5mm Pitch Female Connector
	APPROVED		DATE			
	PART NO	B06F-A-L1	REV:	01	SCALE:	1:1
	DRAWING NO	B06F-A-L1	SIZE:	A4	SHEET:	1/1