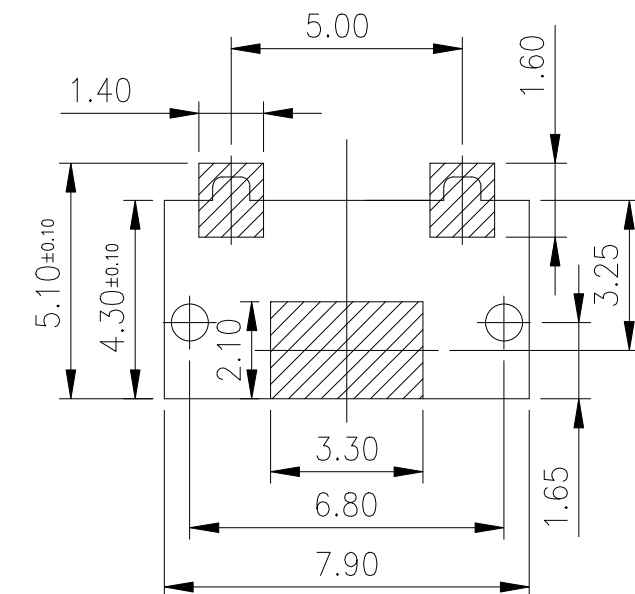
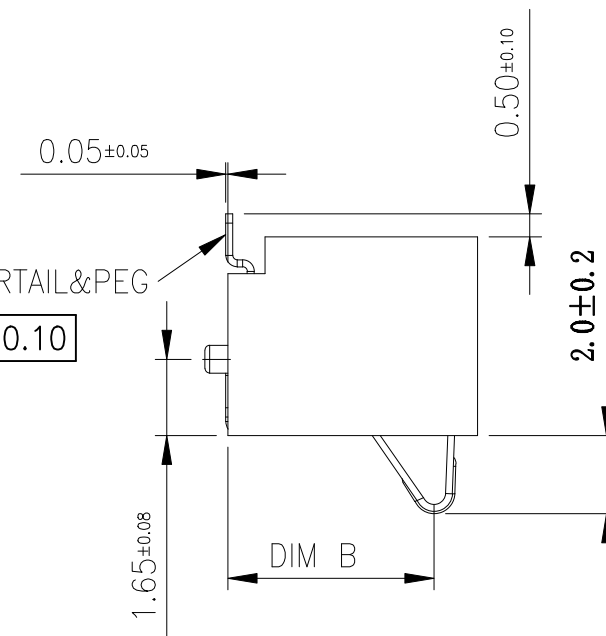
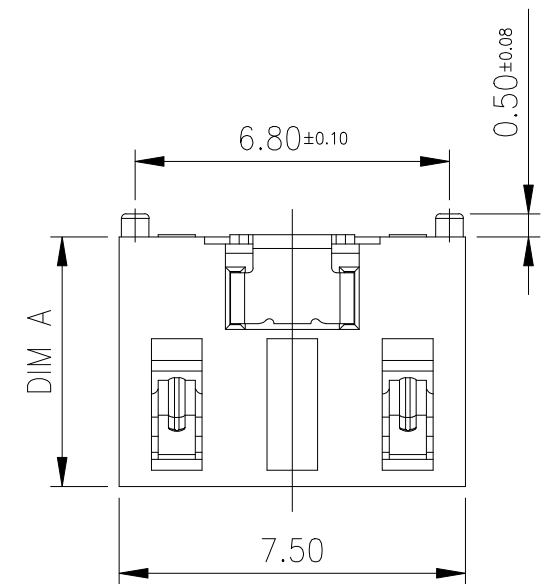


ALL SOLDER TAIL & PEG
 0.10



RECOMMENDED PCB LAYOUT
TOP VIEW (. XX ± 0.05)



PART NO.	DIM A	DIM B
BC-2-201	5.4	4.4
BC-2-201A	6.0	4.7
BC-2-201B	7.0	5.6
BC-2-201C	8.0	6.7

NO.	PARTS	MATERIAL	QTY.	FINISHING
2	HOUSING	LCP	1	BLACK
1	CONTACT TERMINAL	PHOSPHOR BRONZE	3	Au PLATED

DISONG ELECTRONIC CO., LTD.

COPYRIGHT RESERVED, PLEASE DO NOT COPY.

PART NAME	CONNECTOR			DRAWING	G.B.Wu	DWG.No.	DS-BC-118
PART NO.	BC-2-201/201A/201B/201C			CHECK	Q.L.Dai	REV.	A0
UNIT : mm	TOLERANCE	UP TO 5	±0.2	APPROVAL	SCALE	DATE	10-09-2017
	OTHERWISE	ABOVE 5 30	±0.3			ANGLE	PAGE