

F

E

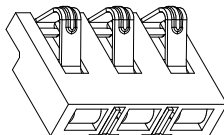
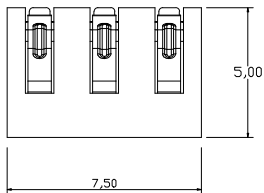
D

C

B

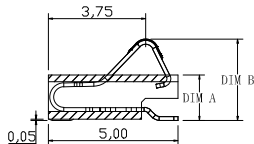
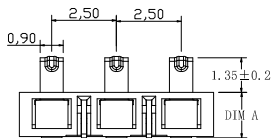
A

1

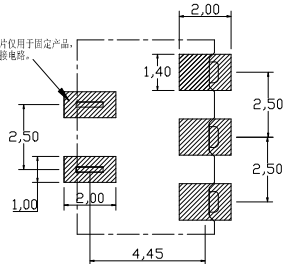


1

2

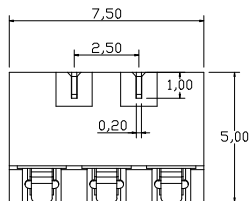


此图定片仅用于指定产品，  
请勿连接电路。



2

3



3

RECOMMENDED PCB LAYOUT  
TOP VIEW (. XX ± 0. 05)

4

PART NO.	DIM A	DIM B	2	HOUSING	LCP	1	BLACK
BC-1-321	1.7	3.05 ± 0.2	1	CONTACT TERMINAL	PHOSPHOR BRONZE	3	Au PLATED
BC-1-321A	2.0	3.35 ± 0.2	NO.	PARTS	MATERIAL	QTY.	FINISHING

4

# DISONG ELECTRONIC CO., LTD.

PART NAME	CONNECTOR		DRAWING	G.B.Wu	DWG.No.	DS-BC-111
PART NO.	BC-1-321/321A		CHECK	Q.L.Dai	REV.	A0
UNIT	TOLERANCE	1.3 TO 3	ANGLE	APPROVAL	DATE	06-09-2017
mm	OTHERWISE	±0.3 ±0.5 ±0.5	025°	SCALE	PAGE	1 OF 1

COPYRIGHT RESERVED.PLEASE DO NOT COPY.

F

E

D

C

B

A