

F

E

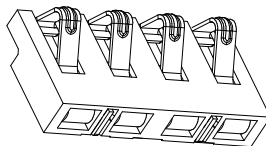
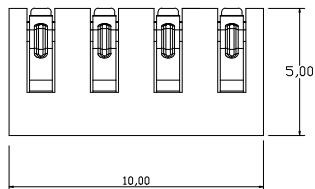
D

C

B

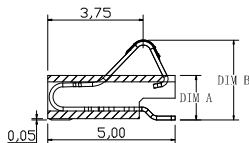
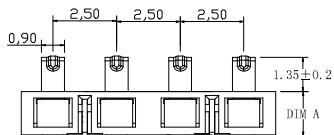
A

1



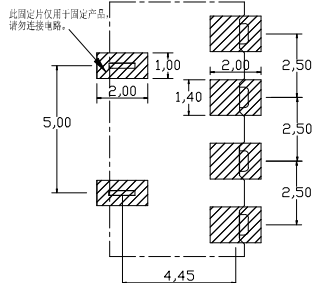
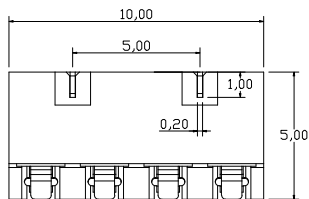
1

2



2

3



RECOMMENDED PCB LAYOUT

TOP VIEW (. XX ± 0.05)

3

4

PART NO.	DIM A	DIM B	2	HOUSING	LCP	1	BLACK
BC-1-415	1.7	3.00 ± 0.2	1	CONTACT TERMINAL	PHOSPHOR BRONZE	3	Au PLATED
BC-1-415A	2.0	3.30 ± 0.2	NO.	PARTS	MATERIAL	QTY.	FINISHING

4

DISONG ELECTRONIC CO., LTD.

PART NAME	CONNECTOR		DRAWING	G.B.Wu	DWG.No.	DS-BC-112
PART NO.	BC-1-415/415A		CHECK	Q.L.Dai	REV.	A0
UNIT	TOLERANCE	1.3 TO 3	APPROVAL	DATE	07-09-2017	
mm	OTHERWISE	±0.3 ±0.5 ±0.5 ±0.5	SCALE	2:1	PAGE	1 OF 1
		ANGLE				
		025°				

COPYRIGHT RESERVED.PLEASE DO NOT COPY.

F

E

D

C

B

A