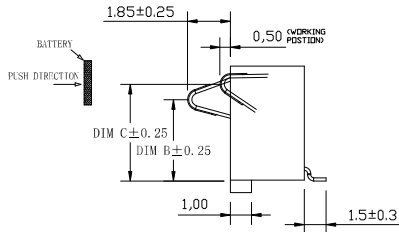
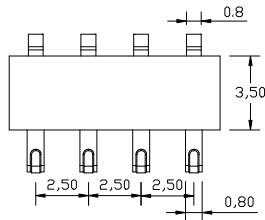
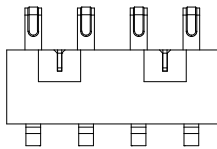
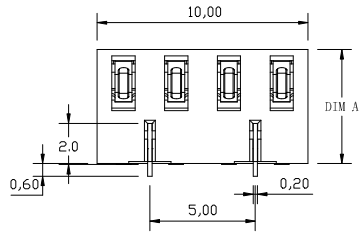


F E D C B A

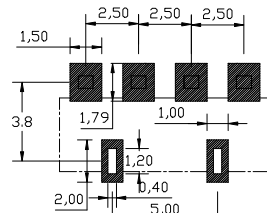
1



2



3



RECOMMENDED PCB LAYOUT
TOP VIEW (.XX±0.05)

4

PART NO.	DIM A	DIM B	DIM C	NO.	PARTS	MATERIAL	QTY.	FINISHING
BC-2-406-C01	5.4	3.9	4.5	2	HOUSING	LCP	1	BLACK
BC-2-406A-C01	6.0	4.5	5.1	1	CONTACT TERMINAL	PHOSPHOR BRONZE	3	Au PLATED
BC-2-406B-C01	7.0	5.5	6.1	NO.	PARTS	MATERIAL	QTY.	FINISHING

DISONG ELECTRONIC CO., LTD.

COPYRIGHT RESERVED.PLEASE DO NOT COPY.

PART NAME		CONNECTOR		DRAWING	G.B.Wu	DWG.No.	DS-BC-110
PART NO.		BC-2-406/406A/406B-C01		CHECK	Q.L.Dai	REV.	A0
UNIT : mm	TOLERANCE	1.3 TO 3	±0.3	APPROVAL	DATE	05-09-2019	PAGE
	OTHERWISE	±0.3	±0.3				
		ANGLE	0°/2°	SCALE	2:1	PAGE	1 OF 1

F E D C B A