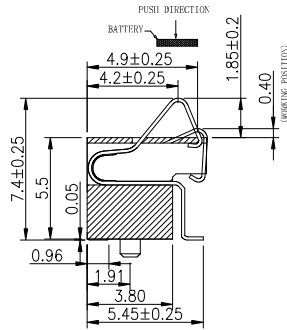
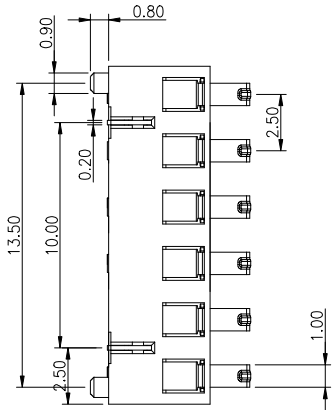


F E D C B A

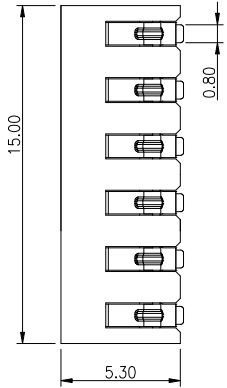
1



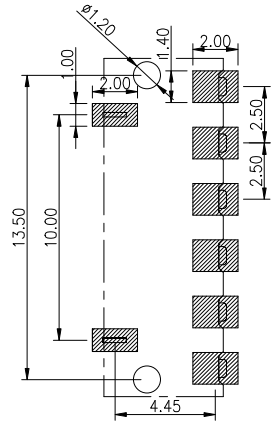
2



3



4



RECOMMENDED PCB LAYOUT  
TOP VIEW (C: XX±0.05)

2	HOUSING	LCP	1	BLACK
1	CONTACT TERMINAL	PHOSPHOR BRONZE	3	Au PLATED
NO.	PARTS	MATERIAL	QTY.	FINISHING

1

2

3

4

DISONG ELECTRONIC CO., LTD.

COPYRIGHT RESERVED, PLEASE DO NOT COPY.

PART NAME	CONNECTOR		DRAWING	G.B.Wu	DWG.No.	DS-BC-131
PART NO.	BC-1-609		CHECK	Q.L.Dai	REV.	A0
UNIT : mm	TOLERANCE	UP TO 5	APPROVAL		DATE	20-08-2019
	OTHERWISE	ABOVE 5-30	SCALE	2:1	PAGE	1 OF 1
		±0.2				
		±0.3	ANGLE			
		±0.5				
		±0.7				
		±0.8				

F E D C B A