PART NO.	Terminal"L"
DC-124-0.5	0.5
DC-124-1.0	1.0

RoHS Compliant

SYMBOL	REVISION	APPROVAL	DATE

IP-X7
30min/1m

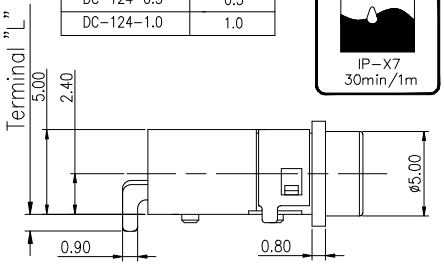

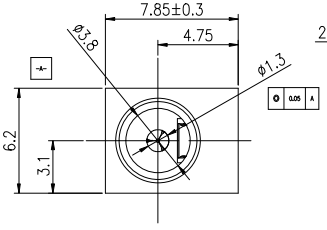

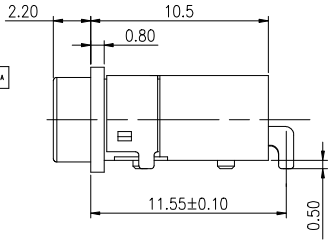

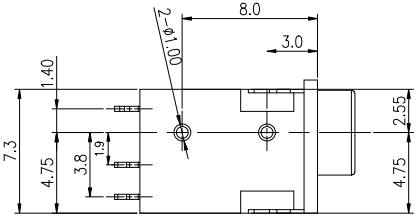

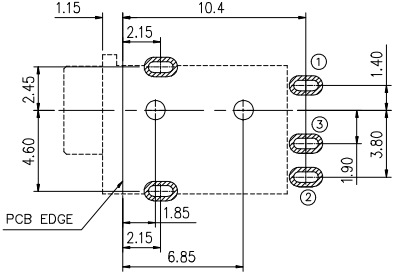

P.C.B LAYOUT

SPECIFICATIONS

1. ELECTRICAL CHARACTERISTICS:
   1-1.RATING: DC 3A 12V
   1-2.CONTACT RESISTANCE: 30m Ω MAX(INITAL)
   1-3.DIELECTRIC WITHSTANDING
      VOLTAGE: 500V AC FOR ONE MINUTE
   1-4.INSULATION RESISTANCE: 100M Ω MIN,
      MEASURED BY 500V DC
2. MECHANICAL PERFORMANCE
   2.1.OPERATING FORCE :0.5-2.0kgf
3. LIFE TEST
   3.1.3-1.ELECTRONICS LIFE TEST 5,000 CYCLES.

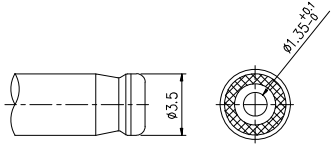

DC PLUG-REF

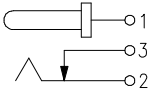

SCHEMATIC

NO.	PARTS	MATERIAL	QTY.	FINISHING
4	TERMINAL3	C2680-H	1	Au PLATED
3	TERMINAL1,2	C5210-H	2	Au PLATED
2	INSERT MOLDING	PA10T UL94-V0	1	BLACK
1	HOUSING	PA10T UL94-V0	1	BLACK

DISONG ELECTRONIC CO.,LTD.

COPYRIGHT RESERVED,PLEASE DO NOT COPY.

PART NAME	DC POWER JACK	DRAWING	Y.C.Zhang
PART NO.	DC-124	CHECK	G.C.Chen
UNIT : mm	TOLERANCE OTHERWISE: UP TO 5 ±0.2; ABOVE 5 ±0.3; ABOVE 30 ±0.5; ANGLE ±3°; ANGLE 0°±3°	APPROVAL	
		SCALE	3:1
DWG.No.		REV.	A
DATE	2016.05.03	PAGE	1 OF 1