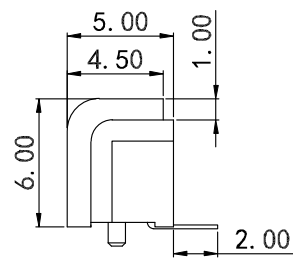
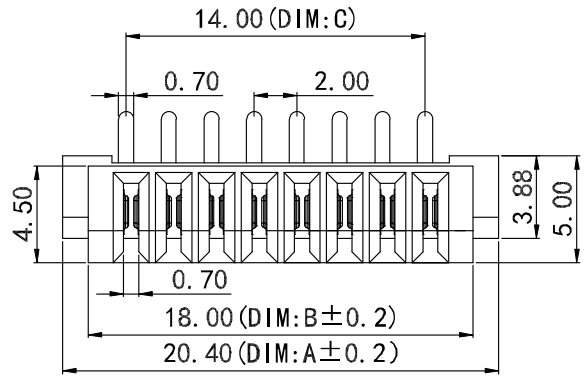


RoHS
Compliant

SYMBOL	REVISION	APPROVAL	DATE



SPECIFICATIONS

- ELECTRICAL CHARACTERISTICS:
 - 1-1. RATING: DC 12V 5A/Pin
 - 1-2. CONTACT RESISTANCE: 30mΩ MAX(INITIAL)
 - 1-3. DIELECTRIC WITHSTANDING VOLTAGE: 500V AC FOR ONE MINUTE
 - 1-4. INSULATION RESISTANCE: 500MΩ MIN, MEASURED BY 500V DC
- LIFE TEST: MECHANICAL LIFE TEST 5,000 CYCLES.
- TEMPERATURE RISE : 30° C MAX

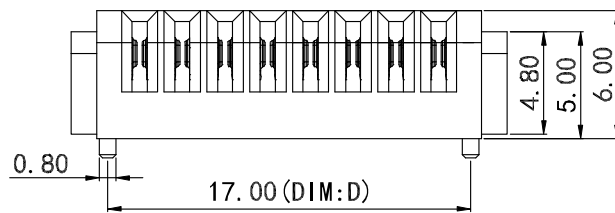
1

1

2

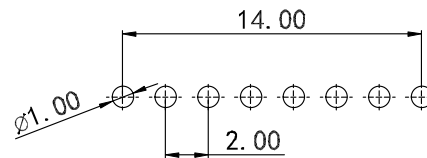
2

No. of Pins	Dimension			
	DIM A	DIM B	DIM C	DIM D
2Pin	8.40	6.00	2.00	5.00
3Pin	10.40	8.00	4.00	7.00
4Pin	12.40	10.00	6.00	9.00
5Pin	14.40	12.00	8.00	11.00
6Pin	16.40	14.00	10.00	13.00
7Pin	18.40	16.00	12.00	15.00
8Pin	20.40	18.00	14.00	17.00
9Pin	22.40	20.00	16.00	19.00
10Pin	24.40	22.00	18.00	21.00
11Pin	26.40	24.00	20.00	23.00
12Pin	28.40	26.00	22.00	25.00
13Pin	30.40	28.00	24.00	27.00
14Pin	32.40	30.00	26.00	29.00
15Pin	34.40	32.00	28.00	31.00
16Pin	36.40	34.00	30.00	33.00



3

3



RECOMMENDED PCB LAYOUT
TOP VIEW (.XX±0.05)

4

4

2	HOUSING	LCP/NYLON 9T	1	GRAY/BLACK
1	CONTACT TERMINAL	PHOSPHOR BRONZE	8	Au PLATED
NO.	PARTS	MATERIAL	QTY.	FINISHING

东莞市迪松电子科技有限公司

PART NAME		CONNECTOR		DRAWING	Y. C. Zhang	DWG. No.	
PART NO.		母座DS-A11F-C-L1 系列		CHECK	G. C. Chen	REV.	A1
UNIT :	TOLERANCE	X.X ±0.15	X.X* ±1*	APPROVAL	DATE	10-10-2021	
	OTHERWISE	X.XX ±0.10	X.XX* ±0.5*				
mm		X.XXX ±0.05	X.XX ±0.05*	SCALE	3:1	PAGE	1 OF 1
		X.XXX ±0.005	X.XXX ±0.005*				

COPYRIGHT RESERVED, PLEASE DO NOT COPY.

F

E

D

C

B

A